

## Make a Payment by Credit or Debit Card

Make a credit/debit card payment for your assessments by visiting [www.goodwintx.com/payonline](http://www.goodwintx.com/payonline).

Select **Credit Card Payment** from the home page on the bottom right.  
You will be redirected to the payment processor website,  
review payment disclosure and select **PROCEED**.

**Create Account**  
Register now to make recurring payments. If you have already registered, please [login](#).

**Login**  
Login to access your account information. If you have not previously registered, please [register now](#).

**One Time eCheck Payment**  
Make a one-time eCheck payment from your bank account.

**Credit Card Payment**  
Pay your assessment via credit card. (A processing fee will apply.)

### Pay by Credit Card

Alliance Association Bank has contracted with a third party vendor to jointly provide you with a safe and secure credit card payment system for your convenience. **A fee will be charged for each assessment payment made using this credit card payment system.** Please contact Alliance Association Bank with any questions or issues in the use of the following site.

PROCEED



Enter your Management Company ID (6587), Association ID\*,  
Property Account #\* and Email Address, select **SEARCH**.

\*this information can be found in your Welcome Package or you can request it from  
Goodwin Management – Customer Service: (855) 289-6007 or [info@goodwintx.com](mailto:info@goodwintx.com)

(1) Mgmt Co ID

(2) Assoc ID

(3) Property Account #

Email

**SEARCH**

[Already Registered? Login Here](#)

John Smith	Account Number 12345	Date Due Jan 1, 2018	Amount Due \$199.99
Make checks payable to: <b>HOMEOWNERS ASSOCIATION NAME</b>		Post Due After Jan 15, 2018	
Please make check payable to your Association and be sure to use the return envelopes provided.			
Homeowners Association c/o Management Company Processing Center P.O. Box 000000 Las Vegas, NV 89193			

0000 000H0A 0000000000012345 SMITH0000000 19999 7  
**Property Account # (3)**  
**Association ID (2)**  
**Management Company ID (1)**

Please enter the following information found on your payment coupon using the example above.

Property Account Numbers are unique and separate payments must be submitted for each payment obligation or payment type, or if you are paying for more than one property.

Payments may take up to five business days to process and post to your account. We recommend all payments be submitted at least five business days before the due date indicated on your invoice or coupon to avoid late charges.

Property Account #

First Name

Last Name

Email

Mobile Phone

Create a Simple 4 Digit Pin For Your Security

Set up your payment reminders.

Frequency

Reminder Day

Email me a Payment Link  
 Text me a Payment Link

**CONTINUE**

The information related to the property entered will reflect on the registration page based on a previous payment. Verify the information represented is accurate and enter a 4-digit PIN number of your choice. You will use this PIN number when accessing your profile in the future.

*If you are making a payment for an assessment by card for the first time, on the **Make a Payment** page you will need to enter the requested information.*

*As a note, Payment Reminders are set up by default monthly on the 1st of the month. Modify the reminder date, frequency and type as email or text prior to registration.*



The payment page will be presented along with any previously used payment method if applicable.

Enter the payment amount and choose a payment method or **+ Add a Payment Method**.

Payment Amount

**\$ 25.00**

---

Select Payment Method





**+ Add a Payment Method**  
 Easiest Option - Add Your Debit Card

Cardholder Name

Card Number

Expiration Date

**SAVE CARD**

**- Debit Card Fee Info -**  
A \$5.00 convenience fee will be applied at the time of payment.

**- Credit Card Fee Info -**  
A 3% service fee will be applied at the time of payment.

[BACK](#)


When adding a payment method, the Cardholder Name on the payment profile is prefilled; this can be modified to match your card information. Enter the Card Number and Expiration Date, select **SAVE CARD**.




Prior to confirming the payment, the Payment Amount plus the convenience fee is presented along with a payment total. Review the payment details and select **CONFIRM** to submit the payment.

Payment Type:	Payment
Payment Amount	\$25.00
Debit Card Fee	\$5.00
<b>Total</b>	<b>\$30.00</b>
Pay Method	Visa Debit Card

**CONFIRM**

 This is a Secure Payment  
 By clicking confirm you agree to the [terms](#)





**Thanks John Doe, Your VISA payment of \$30.00 has been processed.**

We emailed a receipt to  
YourEmail@email.com

A confirmation page will be presented and an email sent to your email address after selecting Confirm.

When making a payment by card in the future, select “Already Registered? Login Here” from the Find Your Account # page. You will then be prompted to enter your email address and the 4-digit PIN you created.

Email Address

Enter Your 4 Digit Pin

**LOGIN**

 Remember Email  
**RESET MY PIN**

Within your profile you can Make a Payment, view Payment History, maintain Payment Methods, change contact information in My Settings and adjust payment Notifications.

**Make a Payment**

- Payment History
- Payment Methods
- My Settings
- Notifications



Under Payment History you can view all associated historical payment, Payment Methods contains all linked payment cards.

Payments Make a Payment

Payment History 0 Pay Methods 0

No methods added.

**+ Add Payment Method**

Under My Settings, you can update your Language Preference and contact information, as well as reset your 4-Digit PIN.

My Info My Notifications

Language Preference  
English

Company

First Name Last Name

Email Address

Mobile Phone #  
(000) 000-0000

SAVE MY INFO

RESET 4 DIGIT PIN



My Info My Notifications

Notification Preferences

Payment Reminders  Email  Text

Reminder Frequency Monthly

Reminder Day 1

SAVE PREFERENCES

Under Notifications, you can adjust your notification preferences and reminder settings.

\*If you would like to opt-out of all notifications, uncheck both Email and Text and select **SAVE PREFERENCES**